

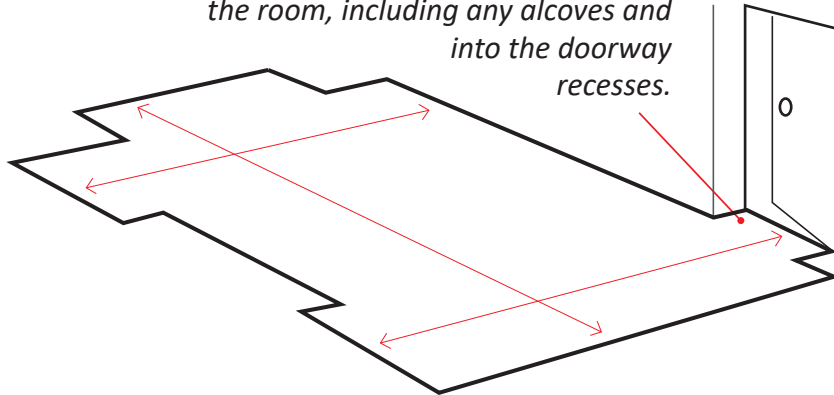
Measuring Guide.

Please follow these guidelines and use the graph paper on page 2 to make your own scale drawing

ARK
FURNISHERS

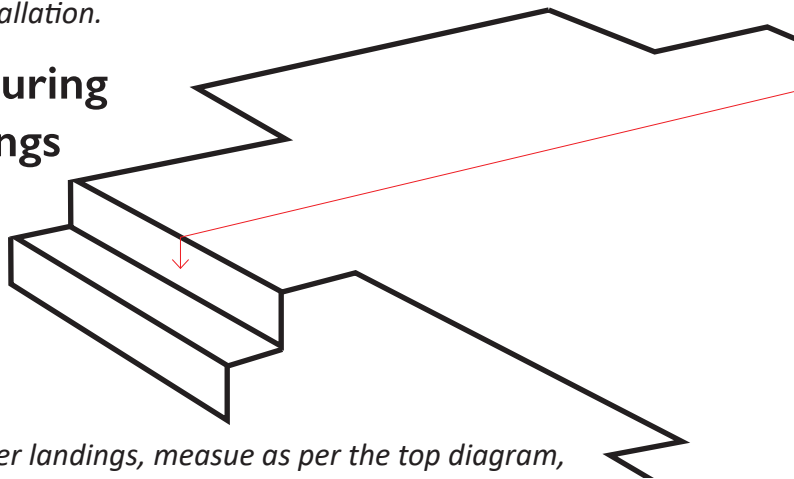
Measuring Rooms

Measure the largest extremities of the room, including any alcoves and into the doorway recesses.



Take all the measurements indicated by the red arrows, make a quick sketch and pass this to our sales advisors, for a quick quote, speedy delivery and installation.

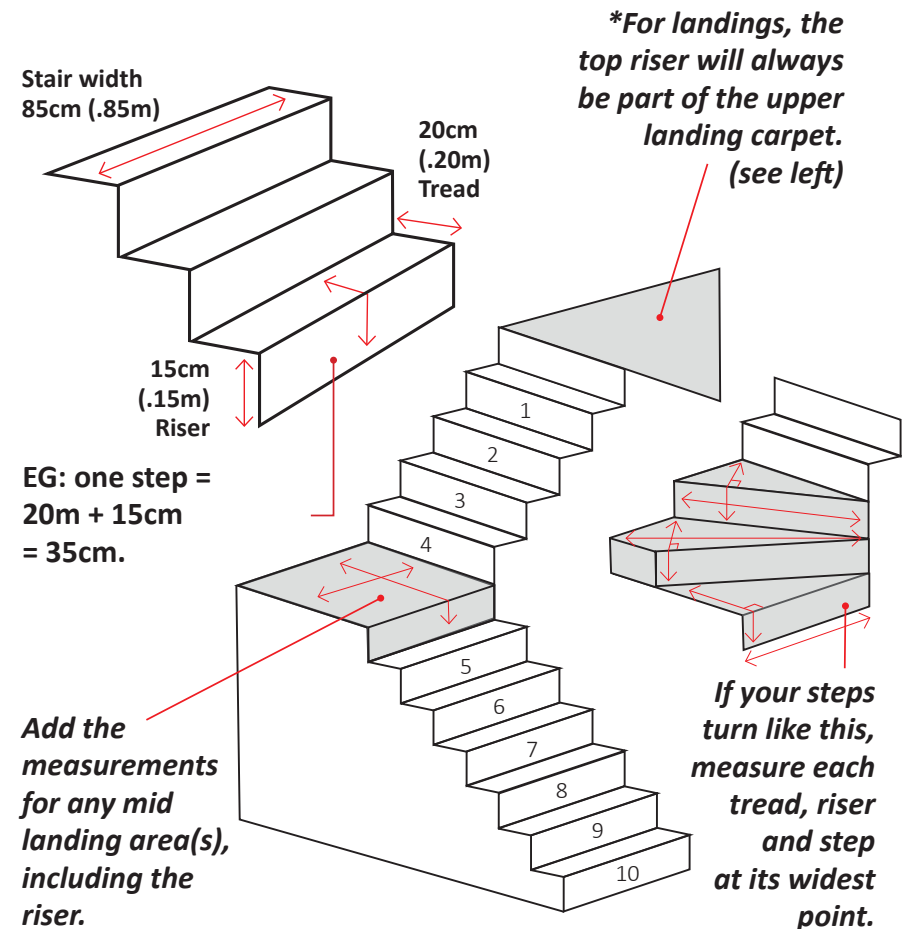
Measuring landings




For upper landings, measure as per the top diagram, but also add the depth of the first stair riser, as this will form part of the landing carpet.

Measuring Staircases

First, measure a single step; width, tread and riser.
Also note the number of steps, ignoring the top riser*.
If you have a mid landing, also note those measurements (W+L).





✓ *Don't forget to measure into the doorways and alcoves*

✓ *Take a few measurements as most walls are not always straight*

ARK
FURNISHERS